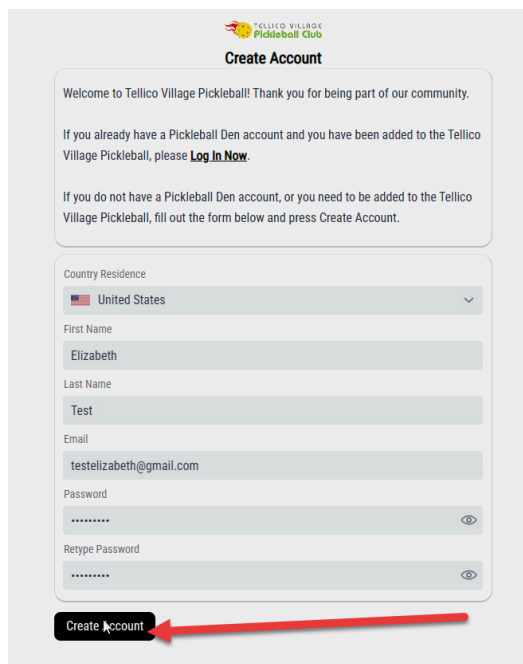


# INSTRUCTIONS ON PAYING 2024 TVPBC ANNUAL DUES

1. Open Pickleball Den Club by using the QR Code on the handout or link on the TVPBC website.
2. You will be directed to the screen shown below.
3. All users, regardless of whether you have an existing account or a new user, must fill out the form in its entirety.
4. Click on "CREATE ACCOUNT" as indicated by the red arrow.



**Tellico Village Pickleball Club**  
**Create Account**

Welcome to Tellico Village Pickleball!! Thank you for being part of our community.

If you already have a Pickleball Den account and you have been added to the Tellico Village Pickleball, please [Log In Now](#).

If you do not have a Pickleball Den account, or you need to be added to the Tellico Village Pickleball, fill out the form below and press Create Account.

Country Residence  
United States

First Name  
Elizabeth

Last Name  
Test

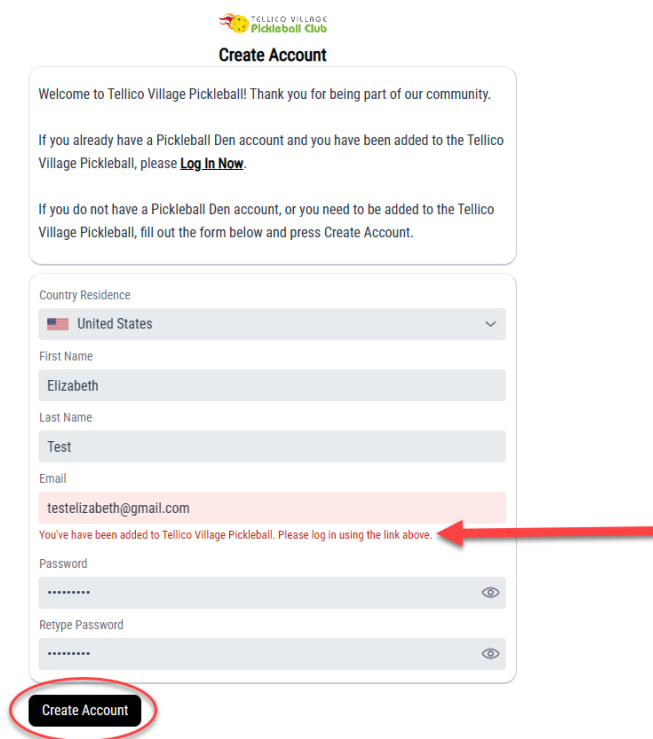
Email  
testelizabeth@gmail.com

Password  
\*\*\*\*\*

Retype Password  
\*\*\*\*\*

**Create Account**

5. You will receive a message stating you have been added to the Tellico Village Pickleball Club as shown by the red arrow.



**Tellico Village Pickleball Club**  
**Create Account**

Welcome to Tellico Village Pickleball!! Thank you for being part of our community.

If you already have a Pickleball Den account and you have been added to the Tellico Village Pickleball, please [Log In Now](#).

If you do not have a Pickleball Den account, or you need to be added to the Tellico Village Pickleball, fill out the form below and press Create Account.

Country Residence  
United States

First Name  
Elizabeth

Last Name  
Test

Email  
testelizabeth@gmail.com

You've been added to Tellico Village Pickleball. Please log in using the link above.

Password  
\*\*\*\*\*

Retype Password  
\*\*\*\*\*

**Create Account**

**TELLICO VILLAGE Pickleball Club**  
**Create Account**

Welcome to Tellico Village Pickleball!! Thank you for being part of our community.

If you already have a Pickleball Den account and you have been added to the Tellico Village Pickleball, please **Log In Now**.

If you do not have a Pickleball Den account, or you need to be added to the Tellico Village Pickleball, fill out the form below and press Create Account.

Country Residence  
United States

First Name  
Elizabeth

Last Name  
Test

Email  
testelizabeth@gmail.com

You've been added to Tellico Village Pickleball. Please log in using the link above.

Password  
\*\*\*\*\*

Retype Password  
\*\*\*\*\*

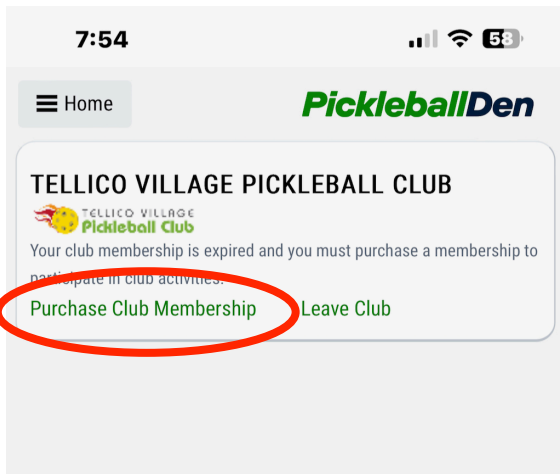
Create Account

6. Next, click on the "Log In Now" link at top (indicated by top red arrow).

7. Once you log in, you should be presented with the screen below.

*If you do not get the screen below, contact management.*

8. Click on "Purchase Club Membership"



7:55

TELLICO VILLAGE PICKLEBALL CLUB  
Shopping Cart

Product List:

TELLICO VILLAGE PICKLEBALL CLUB Yearly Member

Select a product from the above list then press Add to Cart.

Membership Period •

January 1, 2024–December 31, 2024

Includes grace period of November 27, 2023–December 31, 2023

Customer

Ann LaCour

Price

\$ 15

Add To Cart

Shopping Cart

Item Name Qty Price

Payment Type

Credit Card

Payment Date •

11/27/2023

Price: \$0.00

Pay Now

Home Friends Timeline Search Account

9. This will take you to this screen.

7:55

TELLICO VILLAGE PICKLEBALL CLUB  
Shopping Cart

Product List:

TELLICO VILLAGE PICKLEBALL CLUB Yearly Member

Select a product from the above list then press Add to Cart.

Membership Period

January 1, 2024–December 31, 2024

Includes grace period of November 27, 2023–December 31, 2023

Customer

Ann LaCour

Price

\$ 15

Add To Cart

Shopping Cart

| Item Name     | Qty | Price |
|---------------|-----|-------|
| Payment Type  |     |       |
| Credit Card   |     |       |
| Payment Date  |     |       |
| 11/27/2023    |     |       |
| Price: \$0.00 |     |       |
| Pay Now       |     |       |

Home Friends Timeline Search Account

10. Insure you have "Tellico Village Pickleball Club Yearly Membership" selected.

11. Insure the year 2024 year is selected.

12. Click "Add to Cart" button

13. Insure "Credit Card" is selected

14. Click the "Pay Now" button

7:57

Done paypal.com

Check out as a guest

Enjoy the ease and security of PayPal even if you don't have an account. Enter your email to get started.

Enter email

Continue to Payment

15. Enter your email in the appropriate and click "Continue to Payment"

7:57 paypal.com \$15.00

Pay with debit or credit card

We don't share your financial details with the merchant.

Country/Region  
United States

Email  
aalacour@gmail.com

Phone type  
Mobile

Phone number  
+1

Billing details

Card number

Expiration date

CVV

First name

Last name

Street address

Apt., ste., bldg. (optional)

City

State

ZIP code

☒ Shipping same as billing address

Save info & create your PayPal account

Shop with confidence

Shop millions of merchants

Save big with great deals

By creating an account, you confirm you're at least 18 years old and agree to the [E-sign Consent](#), [User Agreement](#) and [Privacy Statement](#).

You'll return to the merchant's site to complete your purchase.

**Create Account & Continue**

Have a PayPal account? [Log In](#)

16. Fill out all the necessary credit card information.

17. Once all the information is inserted, click on the "Create Account & Continue" button.

8:00

**PickleballDen**

Purchase Complete - Payment Received

Thank you for your purchase! A copy of your receipt is below.

Customer: Ann LaCour  
Total Paid: \$15.00  
Payment Type: CreditCard  
Nov 27, 2023, 7:59 PM  
Posted By: Ann LaCour

| Posted   | Item Name               | Qty | Price   |
|----------|-------------------------|-----|---------|
| 11/27/23 | 2024 Yearly Membersh... | 1   | \$15.00 |

© 2021-2023 Pickleball Den. All Rights Reserved.  
[Website](#) | [Contact Us](#) | [Privacy Policy](#) | [Terms Of Use Policy](#) | [Disclaimer Policy](#)

18. Your transaction will process and you will receive your receipt for your 2024 Annual Club Dues payment.